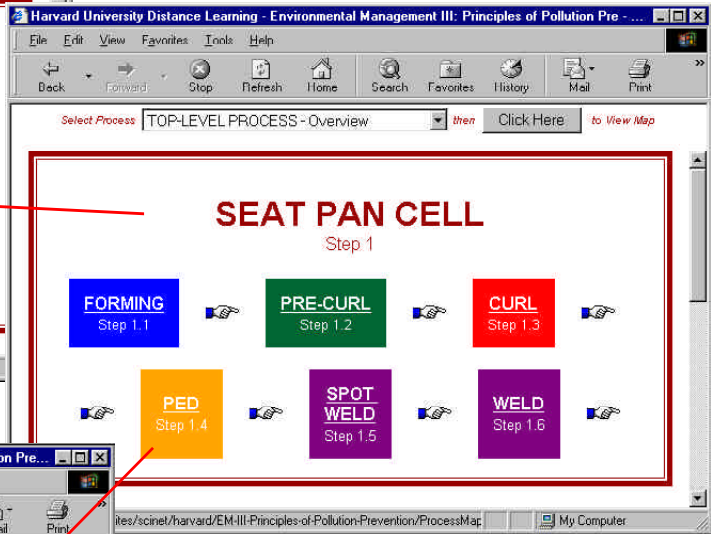
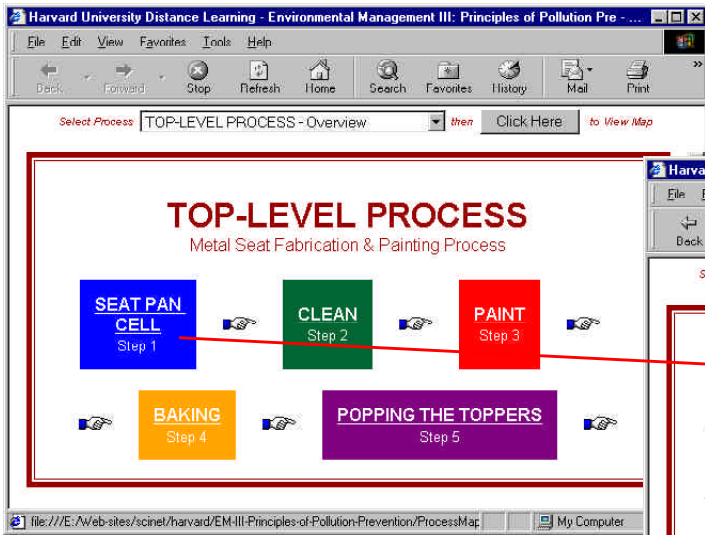
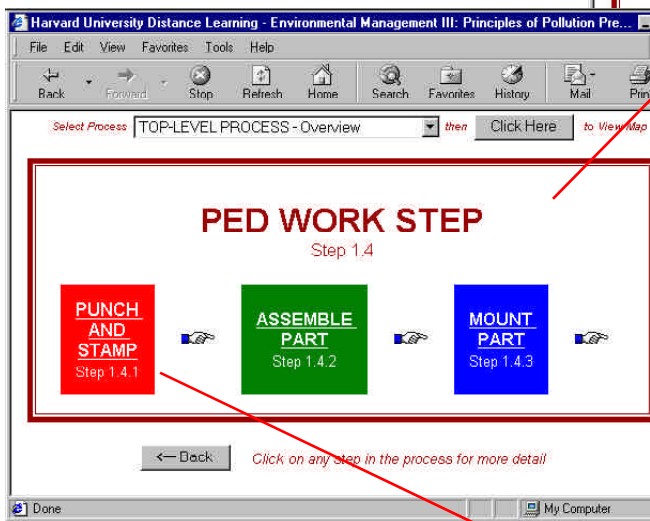


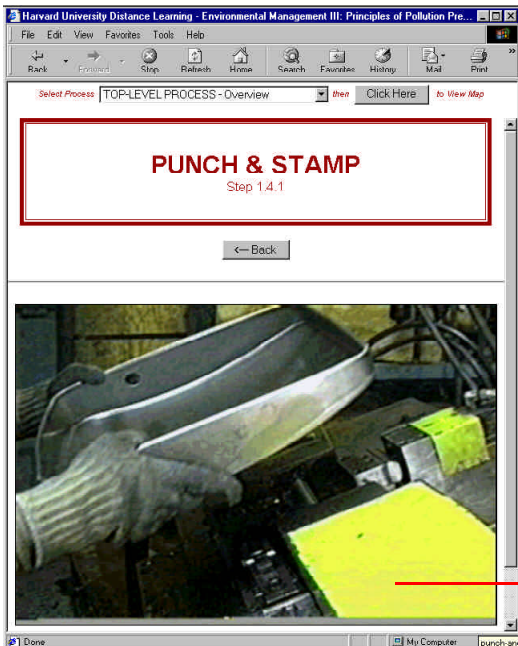
Step-by-Step Procedures with Video-Frame Animation



Industrial Process Maps



Harvard University Distance Learning - Environmental Management III: Principles of Pollution Pre...
File Edit View Favorites Tools Help
Back Forward Stop Refresh Home Search Favorites History Mail Print
Select Process: TOP-LEVEL PROCESS - Overview then Click Here to View Map
PROCESS DESCRIPTION
In the PED work step, the curled seat pan is placed in a machine that punches holes into the sides of the pan and stamps the size of the seat pan into the metal on the back side (1.4.1). The worker assembles the sleeves for the shafts the will allow the seats to fold up in the theatre (1.4.2). These sleeves are mounted in the holes (1.4.3) and passed to the spot welder.
Punch and Stamp Process (animation)
click arrow to jump to the top of any page
Done My Computer



Animated GIF Sequence Created from VHS Video Tape Recording